

# Listening Comprehension

## Simple Sentence Maze

### Administration directions

<b>Model</b>
--------------

1. Take the model card.
2. Say: **"Now we are going to point to some words. First, I will do it. Watch and listen."** Place the card in front of the student, make sure they are attentive, and say: **"I am going to listen to this sentence and then I am going to listen at these words."** Drag your finger across the sentence. Read the sentence out loud. Drag your finger across the 3 items while reading them out loud. Say: **"Which of these words fits into the sentence?"** Drag your finger across the 3 words and point at the blank.
3. Say: **"I am going to point to the word that fits into the sentence."** Point to the correct item and point to the blank. Say the word that fits into the sentence (on the back of the card).
4. Say: **"The word " ... " fits into the sentence."** Point to the correct item on the card and to the blank.
5. Read the complete sentence out loud.


## Practice #1 and 2

### **Level-0 prompt**

1. Take the first practice card.
2. Say: "**Now, it is your turn.**" (For practice item #2 replace this sentence with "**Let's try another one.**" and take the next practice card). Place the card in front of the student, make sure they are attentive, know how to point, and say: "**I am going to read this sentence and you will point to the word on the card that fits in that sentence.** Read the sentence and the words out loud. Say: "**Point to the word here** (drag your finger across the 3 items) **that fits in the sentence** (point to the blank)."
3. Say: "**You can begin.**"




4. Start stopwatch (5 seconds).

5. If the student gives the correct answer within 5 seconds,  record 1, and say: "**Let's do another one.**"

### **Level-1 prompt**


1. If the student gives a wrong answer or does not begin to respond

within 5 seconds,  record 0 or NR, and with the same card in front of the student say: "**Let's try again.**" Read the sentence and the words out loud. Say: "**Point to the word here** (drag your finger across the 3 items) **that fits in the sentence** (point to the blank)."

2. Say: "**You can begin.**"



3. Start stopwatch (5 seconds).

4. If the student gives the correct answer within 5 seconds,  record 1, and say: "**Let's do another one.**"

### **Level-2 prompt**

1. If the student gives a wrong answer or does not begin to respond



within 5 seconds, record 0 or NR, and with the same card in front of the student say: **"Let's try again."** Read the sentence out loud. Say: **"Point to the word here** (drag your finger across the 3 items) **that fits in the sentence** (point to the blank)." Say: **"Point to this word."** (while making the gesture of pointing to the correct item out of 3 and reading the word out loud). Say: **"This word fits into the sentence** (Read the complete sentence)."

2. Say: **"You can begin."**



3. Start stopwatch (5 seconds).
4. If the student gives the correct answer within 5 seconds, record 1 and say: **"Let's do another one."**

### **Level-3 prompt**

1. If the student gives a wrong answer or does not begin to respond, record 0 or NR and with the same card in front of the student say: **"Let's try again."** Say: **"Point to the word here** (drag your finger across the 3 items) **that fits in the sentence** (point to the blank)." Say: **"Point to this word."** (while guiding the student's elbow with your hand to point to the correct item out of 3 and reading the word out loud). Say: **"This word fits into the sentence** (Read the complete sentence).
2. Say: **"Let's do another one."** to complete 2 practice items.

<b>Test</b>
-------------

### **Level-0 prompt**

1. Take the first test card.
2. Place the card in front of the student, make sure they are attentive, and say: **"I am going to read this sentence and you will point to the word on the card that fits in that sentence.** Read the sentence out loud. Drag your finger across the 3 items and read the

words out loud. Say: "**Point to the word here** (drag your finger across the 3 words) **that fits in the sentence** (point to the blank)."


**NOTE:** Once the student becomes familiar with the directions, you can simplify the process by saying: "**Point to the word.**" or "**Try another one.**"

3. Say: "**You can begin.**"




4. Start stopwatch (administrator: 5 seconds,

observer: 3 minutes) and  tape recorder (3 minutes).

6. If the student gives an answer within 5 seconds,  record 1 (correct) or 0 (incorrect). Circle prompt level 0 and move onto the next test item.


### **Level-1 prompt**

1. If the student does not begin to respond, within 5 seconds,  with the same card in front of the student say: "**Let's try again.**" Read the sentence and words out loud. Say: "**Point to the word here** (drag your finger across the 3 items) **that fits in the sentence** (point to the blank)."


2. Say: "**You can begin.**"



3. Start stopwatch (5 seconds).

4. If the student gives an answer within 5 seconds,  record 1 (correct) or 0 (incorrect). Circle prompt level 1 and move onto the next test item.


## Level-2 prompt

1. If the student does not begin to respond, within 5 seconds,  with the same card in front of the student say: "**Let's try again.**" Read the sentence out loud. Say: "**Point to the word here** (drag your finger across the 3 items) **that fits in the sentence** (point to the blank)." Say: "**Point to this word.**" (while making the gesture of pointing to the correct item out of 3 and reading the word out loud). Say: "**This word fits into the sentence** (Read the complete sentence)."

2. Say: "**You can begin.**"



3. Start stopwatch (5 seconds).


4. If the student gives an answer within 5 seconds,  record 1 (correct) or 0 (incorrect). Circle prompt level 2 and move onto the next item.

## Level-3 prompt

1. If the student does not begin to respond, with the same card in front of the student say: "**Let's try again.**" Say: "**Point to the word here** (drag your finger across the 3 items) **that fits in the sentence** (point to the blank)." Say: "**Point to this word.**" (while guiding the student's elbow with your hand to point to the correct item out of 3 and reading the word out loud). Say: "**This word fits into the sentence** (Read the complete sentence)."

2. Do *not* record student's response but *circle* a level-3 prompt. Move onto the next test item (unless this is the 3<sup>rd</sup> time you consecutively used level-3 prompt with the student. STOP after 3 consecutively used level-3 prompts).

3. Mark the number of items administered at  1 and 3 minutes.

4. At the  3-minute mark, say: "**We are finished now, thank you.**"