

Number Order

Administration directions

Model

1. Take the model card.
2. Say: **"Now we are going to point to some numbers. First, I will do it. Watch and listen."** Place the card in front of the student, make sure they are attentive, and say: **"I am going to look at these 2 numbers on the card. Each number is in a box."** Point to the 2 numbers in boxes. Then, I am going to ask: **"Which of these 2 numbers is greater than the other number?"** Point to the 2 numbers in boxes. **"Now, I am going to point to the number that is greater than the other number."**
3. Say: **"Number "... " is greater than number "... " ."** Point to the correct number on the card.


Practice #1 and 2

Level-0 prompt

1. Take the first practice card.
2. Say: "**Now, it is your turn.**" (For practice item #2 replace this sentence with "**Let's try another one.**" and take the next practice card). Place the card in front of the student, make sure they are attentive, know how to point, and say: "**Which of these 2 numbers is greater than the other number?**" Point to the 2 numbers in boxes. Say: "**Point to the number in one box that is greater than the number in the other box.**"
3. Say: "**You can begin.**"



4. Observe stopwatch (5 seconds).

5. If the student gives the correct answer within 5 seconds,  record 1, and say: "**Let's do another one.**"

Level-1 prompt

1. If the student gives a wrong answer or does not begin to respond




within 5 seconds, record 0 or NR, and with the same card in front of the student say: "**Let's try again.**" Say: "**Which of these 2 numbers is greater than the other number?**" Point to the 2 numbers in boxes. Say: "**Point to the number in one box that is greater than the number in the other box.**"

2. Say: "**You can begin.**"



3. Observe stopwatch (5 seconds).

4. If the student gives the correct answer within 5 seconds,  record 1, and say: "**Let's do another one.**"

Level-2 prompt

1. If the student gives a wrong answer or does not begin to respond



within 5 seconds, record 0 or NR, and with the same card in front of the student say: **"Let's try again."** Say: **"Which of these 2 numbers is greater than the other number?"** Point to the 2 numbers in boxes. Say: **"Point to this number."** (while making the gesture of pointing to the correct number in the box). Say: **"Number "... is greater than number "..."** (while pointing to number that is greater).

2. Say: **"You can begin."**



3. Observe stopwatch (5 seconds).

4. If the student gives the correct answer within 5 seconds, record 1 and say: **"Let's do another one."**

Level-3 prompt

1. If the student gives a wrong answer or does not begin to respond, record 0 or NR and with the same card in front of the student say: **"Let's try again."** Say: **"Which of these 2 numbers is greater than the other number?"** Point to the 2 numbers in boxes. Say: **"Point to this number."** (while guiding the student's elbow with your hand to point to the correct number in the box). Say: **"Number "... is greater than number "..."** (while pointing to the number that is greater).
2. Say: **"Let's do another one."** to complete 2 practice items.

Test

Level-0 prompt


1. Take the first test card.
2. Place the card in front of the student and make sure they are attentive. Say: "**Now we are going to point to some more numbers.** Say: "**Which of these 2 numbers is greater than the other number?**" Point to the 2 numbers in boxes. Say: "**Point to the number that is greater**".


***NOTE:** Once the student becomes familiar with the directions, you can simplify the process by saying: "**Point.**" or "**Try another one.**"*

3. Say: "**You can begin.**"




4. Observe stopwatch (administrator: 5 seconds, observer: 5

minutes) and  tape recorder (3 minutes, while recording 1 and 3 minute intervals).

5. If the student gives an answer within 5 seconds,  record 1 (correct) or 0 (incorrect). Circle prompt level 0 and move onto the next test item.


Level-1 prompt

1. If the student does not begin to respond, within 5 seconds,  with the same card in front of the student say: "**Let's try again.**" Say: "**Which of these 2 numbers is greater than the other number?**" Point to the 2 numbers in boxes. Say: "**Point to the number that is greater**".


2. Say: "**You can begin.**"




3. Observe stopwatch (5 seconds).


4. If the student gives an answer within 5 seconds,  record 1 (correct) or 0 (incorrect). Circle prompt level 1 and move onto the next test item.

Level-2 prompt

1. If the student does not begin to respond, within 5 seconds,  with the same card in front of the student say: "**Let's try again.**" Say: "**Which of these 2 numbers is greater than the other number?**" Point to the 2 numbers in boxes. Say: "**Point to this number.**" (while making the gesture of pointing to the correct number in the box). Say: "**This number is greater.**" (while pointing to the number that is greater).

2. Say: "**You can begin.**"

3.  Observe stopwatch (5 seconds).

4. If the student gives an answer within 5 seconds,  record 1 (correct) or 0 (incorrect). Circle prompt level 2 and move onto the next item.

Level-3 prompt

1. If the student does not begin to respond, with the same card in front of the student say: "**Let's try again.**" Say: "**Which of these 2 numbers is greater than the other number?**" Point to the 2 numbers in boxes. Say: "**Point to this number.**" (while guiding the student's elbow with your hand to point to the correct number in the box). Say: "**This number is greater.**" (while pointing to the number that is greater).

2. Do *not* record student's response but *circle* a level-3 prompt. Move onto the next test item (unless this is the 3rd time you consecutively used level-3 prompt with the student. STOP after 3 consecutively used level-3 prompts).

3. Mark the number of items administered at  1 and 3 minutes.

4. At the 3-minute mark, say: "**We are finished now, thank you.**"